16mmØ PUSHBUTTONS & PILOT LIGHTS

	Round Pilot Lights	Square Pilot Lights	Rectangle Pilot Lights
Lamps not included	Bezel 18mmØ 	Bezel 18 x 18mm 	Bezel 18 x 24mm 
Red	D16PL-RR	D16PL-SR	D16PL-TR
Green	D16PL-RG	D16PL-SG	D16PL-TG
Yellow	D16PL-RY	D16PL-SY	D16PL-TY
Amber	D16PL-RA	D16PL-SA	D16PL-TA
Blue	D16PL-RB	D16PL-SB	D16PL-TB
White	D16PL-RW	D16PL-SW	D16PL-TW

	Pushbuttons						Emergency Stop	
Lamps not included							Red only 	
	Illuminated	Non Illuminated	Illuminated	Non Illuminated	Illuminated	Non Illuminated	Illuminated	Non Illuminated
Momentary (Non latching)	D16LM-R*-*	D16PM-R*-*	D16LM-S*-*	D16PM-S*-*	D16LM-T*-*	D16PM-T*-*	D16EC-RR-*	D16EM-RR-*
Alternate (Latching)	D16LA-R*-*	D16PA-R*-*	D16LA-S*-*	D16PA-S*-*	D16LA-T*-*	D16PA-T*-*	D16EB-RR-*	D16EA-RR-*

*Add lens colour: ● **R** *(Red)*, ● **GN** *(Green)*, ● **Y** *(Yellow)*, ● **A** *(Amber)*, ● **BL** *(Blue)*, ○ **W** *(White)*
*Add number of contact: **1** = 1 NO + 1 NC; **2** = 2 NO + 2 NC; **3** = 3 NO + 3 NC; **4** = 4 NO + 4 NC

Accessories

Description		Code
Lamp Extractor	Lamp removal tool	50-005-01
Mounting Wrench	For tightening of locking rings	50-006-01
Lens Remover	For removal of lenses	50-007-01

Spare Lens	Round	Rectangle	Square
● Blue	50-001-11	50-002-11	50-003-11
● Green	50-001-12	50-002-12	50-003-12
● Orange	50-001-13	50-002-13	50-003-13
● Red	50-001-14	50-002-14	50-003-14
○ White	50-001-15	50-002-15	50-003-15
● Yellow	50-001-16	50-002-16	50-003-16

Protection Cap	For square head (90°)	50-011-01
	For square head (180°)	50-011-11
	For rectangular head (90°)	50-011-02
	For rectangular head (180°)	50-011-12

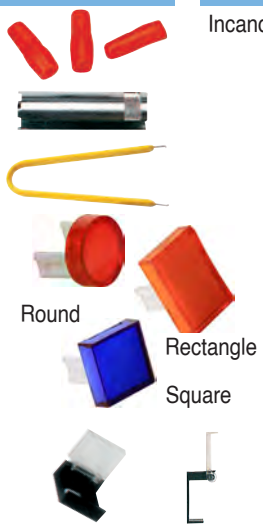

Lamps

Description				Code	
Incandescent	48V	AC/DC	25mA	50-004-06	
	28V	AC/DC	40mA	50-004-05	
	14V	AC/DC	40mA	50-004-03	
	6V	AC/DC	40mA	50-004-01	
Neon	110V	AC	Green	50-004-11	
			Red	50-004-12	
	230V	AC	Green	50-004-13	
			Red	50-004-14	
LED	6V	DC	Green	50-004-16	
			Red	50-004-17	
	12V	DC	Green	50-004-19	
			Red	50-004-20	
			Yellow	50-004-21	
	24V	DC	Green	50-004-22	
			Red	50-004-23	
			Yellow	50-004-24	

Type	Contact block diagram	Mounting depth	Block colour
SPST	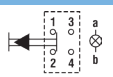	29mm	Lamp: Black Contact: Red
DPST	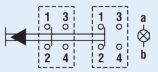	36.5mm	Lamp: Black Contact: Red
3PST	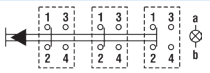	44mm	Lamp: Black Contact: Red
4PST	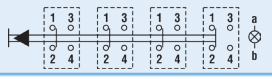	51.5mm	Lamp: Black Contact: Red

Specifications IP40

Minimum mounting matrix: Round 18 x 18mm
Square 18 x 18mm
Rectangular h18 x w 24mm
Lamp connections (for DC) a –ve, b +ve
Contacts: Snap action double break, silver contacts
5A @ 250VAC
8A @ 125VAC
200mA @ 250VDC
6A @ 24VDC
Maximum panel thickness: 8mm
Terminals: Solder type, intended for use with 0.75mm² wire max.

©ACDC Dynamics